

# ECLIPSE RATIOMATIC BURNERS

Data 110-14

## Model 2500 RM

5/93

formerly H-95

### Specifications

<b>Input vs. Chamber Pressure</b>	27,600,000 Btu/hr. @ -5.0" w.c.	8090 kW @ -12.5 mbar
	26,600,000 Btu/hr. @ -3.0" w.c.	7800 kW @ -7.5 mbar
	25,500,000 Btu/hr. @ -1.0" w.c.	7474 kW @ -2.5 mbar
	<b>25,000,000 Btu/hr. @ 0.0" w.c.</b>	<b>7328 kW @ 0.0 mbar</b>
	24,400,000 Btu/hr. @ +1.0" w.c.	7152 kW @ +2.5 mbar
	23,850,000 Btu/hr. @ +2.0" w.c.	6990 kW @ +5.0 mbar

**Input may be increased by 20% if sufficient secondary air is available to complete combustion.**

**Minimum Input** 250,000 Btu/hr. (73.3 kW)  
With neutral chamber. Will be slightly higher with negative chamber pressure.

**Turndown** 100:1 with neutral chamber pressure.

**Configurations**

<b>Burner Configuration</b>	<b>Max. Chamber Temp.</b>
Burner with alloy tube	1500° F (538° C)
Burner with refractory block	1800° F (982° C)

Maximums shown are for average installations. Depending on conditions, higher temperatures can be obtained. Contact Eclipse for details.

**Fuel** Standard nozzle burns natural gas, propane, propane/air mixes without changing internals. Contact Eclipse for other fuels.

**Gas Inlet Pressure** at the proportionator inlet

Minimum:	38" w.c. (95 mbar)	natural gas, .65 s.g.
Maximum:	2 psig (138 mbar)	natural gas, .65 s.g.

**Pilot Gas Pressure** at the pilot cock inlet

Minimum:	6" w.c. (15 mbar)	natural gas, .65 s.g.
----------	-------------------	-----------------------

**High Fire Flame Length** 170" (4.32 m)  
Measured from the end of the firing tube, firing parallel to air flow with neutral chamber pressure. When firing perpendicular to air flow, flame length will be shorter. Contact your local Eclipse representative for details.

**Piloting** Integral spark-ignited pilot; ignition plug included.

**Flame Monitoring** By UV scanner only. Scanners & mounting kits are available from Eclipse.

**Control Motor Requirements** 90° travel with full stroke timing of 15 seconds or longer. Ovens with high chamber drafts or backpressures may require less than a full 90° stroke. In these cases, use adjustable stroke motors or motors equipped with travel-limiting auxiliary switches.

**Emissions** Ratiomatics produce low NO<sub>x</sub>, CO and aldehydes. Emissions performance depends not only on the burner, but also factors such as chamber temperature, chamber design, and heat loading. For estimates of Ratiomatic performance in your application, call Eclipse.

**Packaging Options** Available with FM, IRI, or NFPA type valve trains. UL recognized and UL listed packages are also available.

**CAUTION:** It is dangerous to use any fuel burning equipment unless it is equipped with suitable flame sensing devices and automatic fuel shut-off valves. Eclipse can supply such equipment or information on alternate sources.



### ECLIPSE COMBUSTION

ROCKFORD, ILLINOIS 61103 (815) 877-3031

CANADA: ECLIPSE THERMAL SYSTEMS

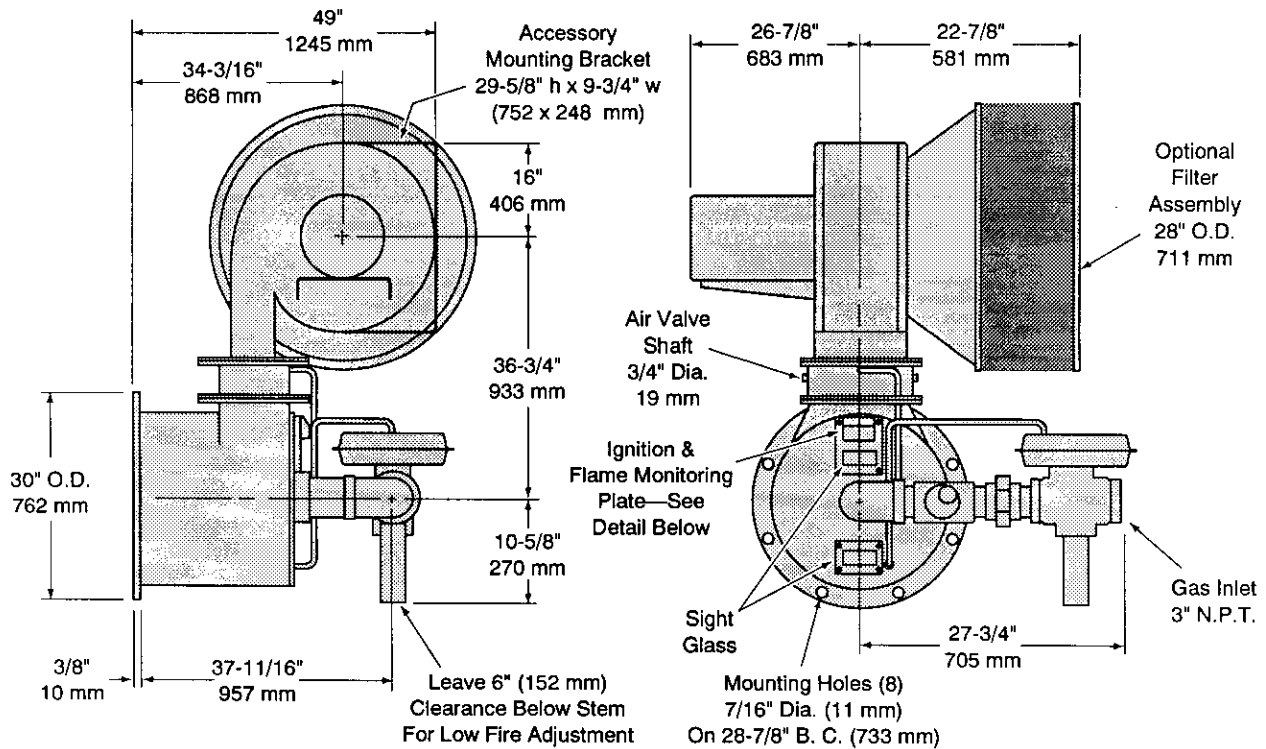
HOLLAND: FLAMECO-ECLIPSE

ENGLAND: ECLIPSE THERMAL SYSTEMS

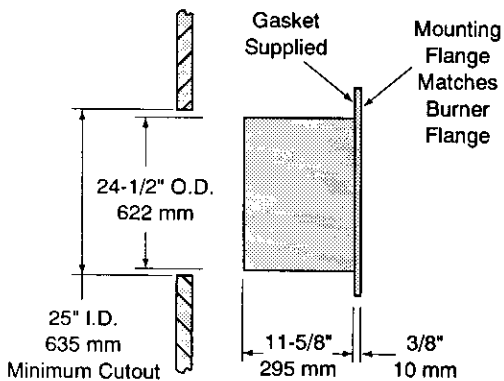
Litho In U.S.A.

# Dimensions, 2500 RM

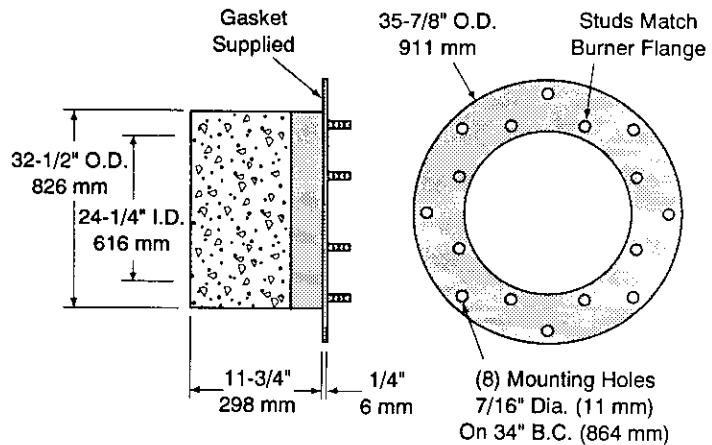
Dimensions are subject to change without notice. Contact Eclipse for certified prints prior to fabrication or installation.



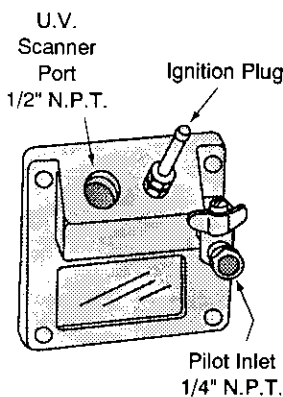
## Alloy Tube Assembly—#110281



## Block & Holder Assembly—#187297-61



## Flame Monitoring Plate Detail



## Component Information

Item	Part #
2500 RM Burner Assembly	
w/Alloy Tube; Left Hand Blower (shown)	110415
w/Alloy Tube; Right Hand Blower (motor opposite side)	110405
w/Block & Holder; Left Hand Blower (shown)	110445
w/Block & Holder; Right Hand Blower (motor opposite side)	110435
Air Filter Assembly	Optional 110287
Replacement Filter Elements	--- 15608 & 10411
Spark Plug <sup>1</sup>	For burner with tube or block. 150000-12
Blower Motor <sup>1</sup>	30 hp, 230/460/3/60 TEFC, 3600 11828
Proportionator <sup>1</sup>	Eclipse ABP, 3" 500628
Pilot Cock <sup>1</sup>	Eclipse lever handle, 1/4" 12659
Gas Adjusting Butterfly <sup>1</sup>	Eclipse 112 BV, 3" 500993

<sup>1</sup> Included with burner assembly.

Block & Holder and Alloy Tube are interchangeable in the field.



**Offered By:**

Power Equipment Company  
2011 Williamsburg Road  
Richmond, Virginia 23231  
Phone (804) 236-3800  
Fax (804) 236-3882

---

[www.peconet.com](http://www.peconet.com)